






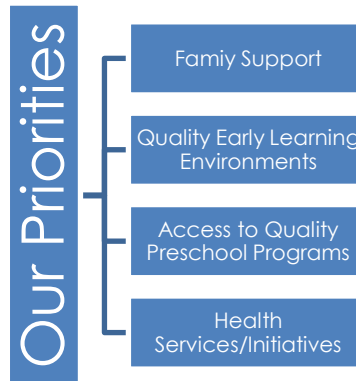


**Harrison, Monona, Shelby**

**Annual Report and  
Program Trends  
2020 - 2023**

# Overview

ECI RESULT AREA		COMMUNITY-INDICATORS
	HEALTHY CHILDREN	Low Birth Weight Child Immunization
	CHILDREN READY TO SUCCEED IN SCHOOL	Kindergarten Students Meeting Benchmark Proficiency of 4 <sup>th</sup> Grade Students (Reading and Math) Graduation Rate
	SAFE AND SUPPORTIVE COMMUNITIES	Crime Rate Unemployment Rate
	SECURE AND NURTURING FAMILIES	Incidence of Child Abuse Child Poverty Rate Teen Birth Rate
	SECURE AND NURTURING EARLY LEARNING ENVIRONMENTS	Child Care Providers and Spaces by Type Childcare providers rated on the Quality Rating System (QRS or IQ4K)



**TARGET POPULATION:** Children aged 0-5, their families, and prenatal women. Harrison, Monona, and Shelby Early Childhood Area, provides funding for services to improve the lives and outcomes directly or indirectly for children, families, and communities.

ECI FUNDING	FY20	FY21	FY22	FY23
Early Childhood Allocation*	\$52,842.80	\$55,804.90	\$56,153.55	\$55,386.90
School Ready Allocation*	\$311,734.00	\$312,079.00	\$313,231.00	\$304,714.00
<b>Total Funds*</b>	<b>\$364,576.80</b>	<b>\$367,883.90</b>	<b>\$369,384.55</b>	<b>\$360,100.90</b>

\*Totals exclude 5% Early Childhood Admin Allocation and 3% School Ready Admin Allocation

# Family Support

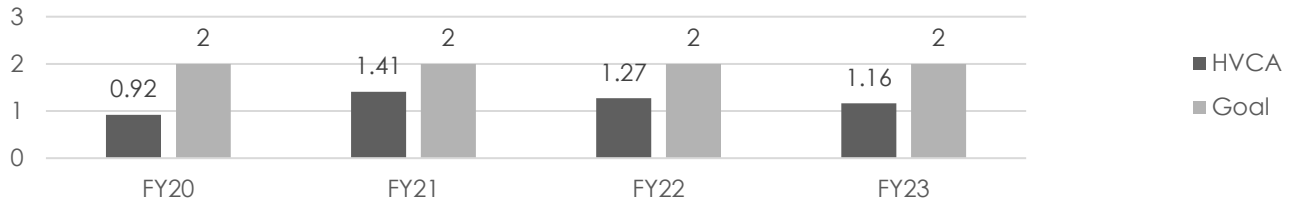
**Service Type:** Long Term Home Visitation

(Service Providers: Harrison County Public Health, Burgess Medical Center, Myrtue Medical Center)

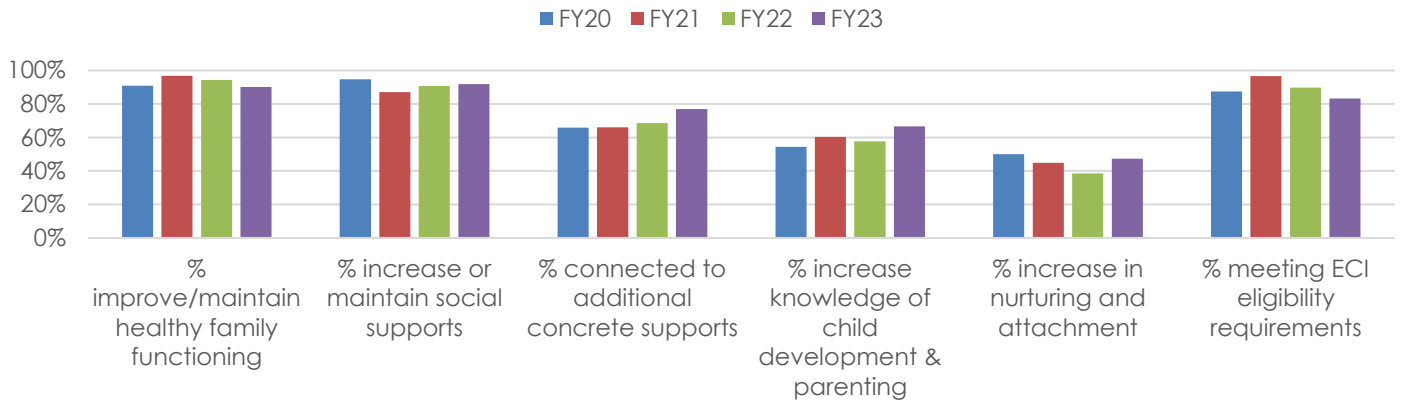
Performance Measures	FY20	FY21	FY22	FY23
ECI Funds	\$253,401.57	\$253,060.99	\$252,436.82	\$267,003
ECI Cost per Child	\$1,212.45	\$1,552.52	\$2,157.58	\$1,679.26
# of Children Served	209	163	117	159
# of Families Served	121	100	85	112
# of Home Visits	1,333	1,694	1,300	1,554
% of children screened for developmental delay	87.8%	91.5%	90.7%	85%
% screened positive for delays	25.5%	27.1%	27.6%	32.3%
% of children screened for early intervention or currently in services	88.1%	94.3%	96.2%	83.4%
% of families that improve/maintain healthy family functioning	95.8%	92.8%	93.5%	84.9%
% of families that increase or maintain social supports	89.2%	86.6%	87%	82.8%
% of families connected to additional concrete supports	70%	74.2%	70.1%	66.7%
% that increase knowledge of child development & parenting	53.8%	58.3%	52.7%	48.4%
% of families that increase in nurturing and attachment	26.9%	30.2%	43.2%	40.7%
% of families meeting the ECI eligibility requirements	100%	94.1%	78.8%	87.5%
Home Visit Completion Average*	.92	1.41	1.27	1.16

\* New data set to align with state quality requirements, min. requirement is 2 visits per month per family. This data shows the average number of visits received per month, per family.

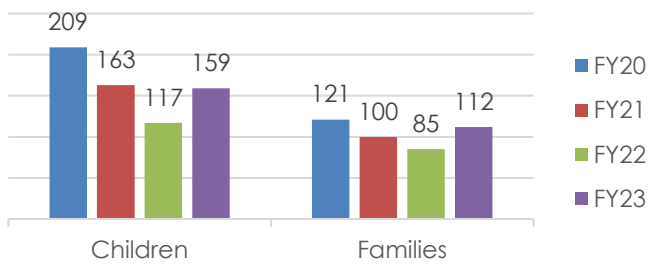
### Home Visit Completion Average



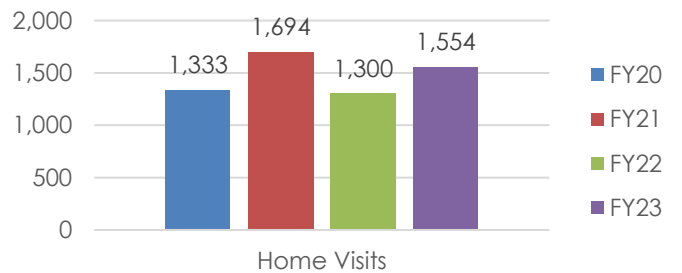
### Outcomes



### Number Served



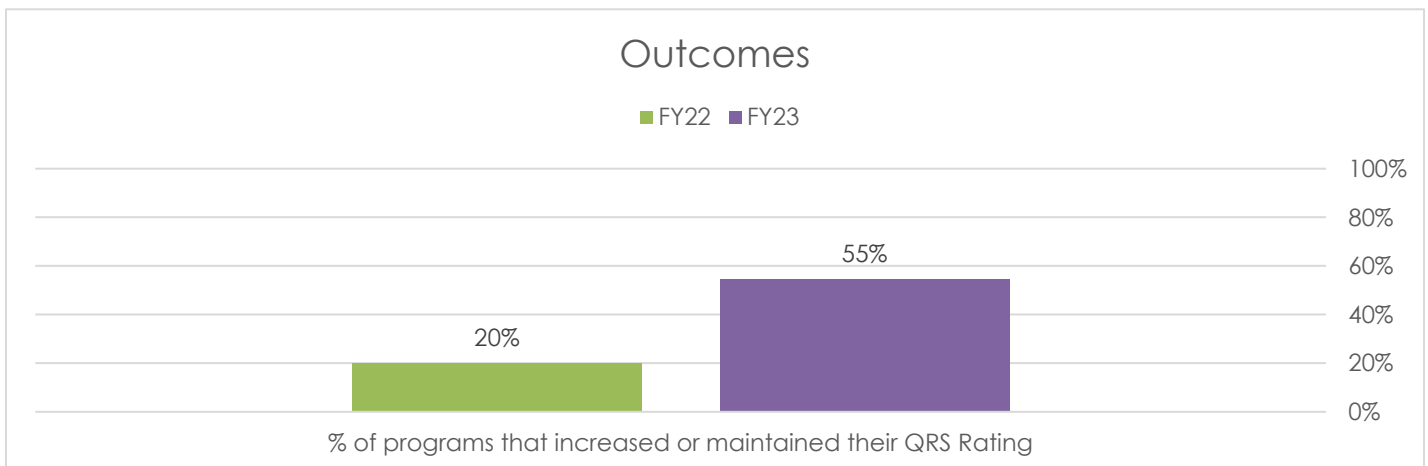
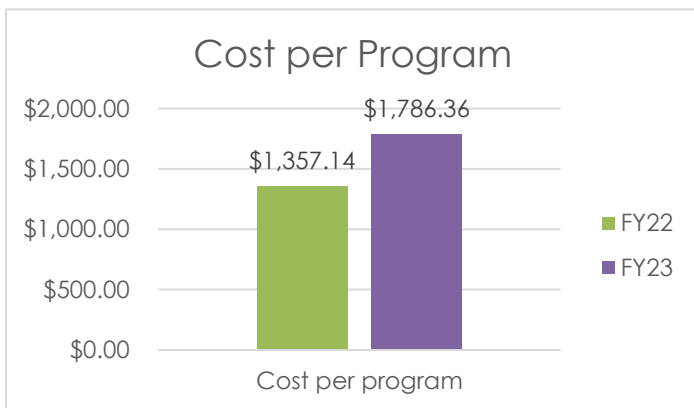
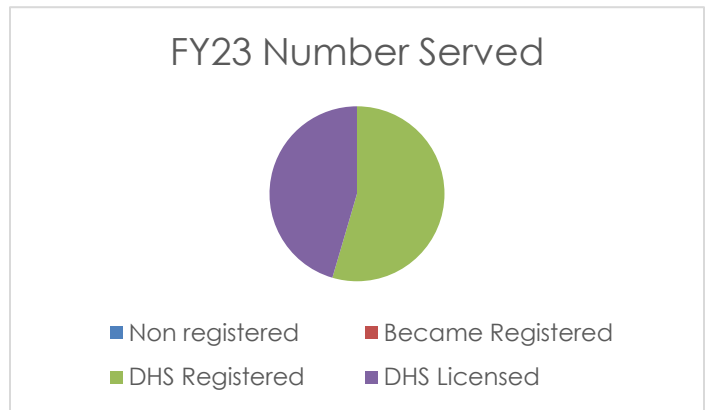
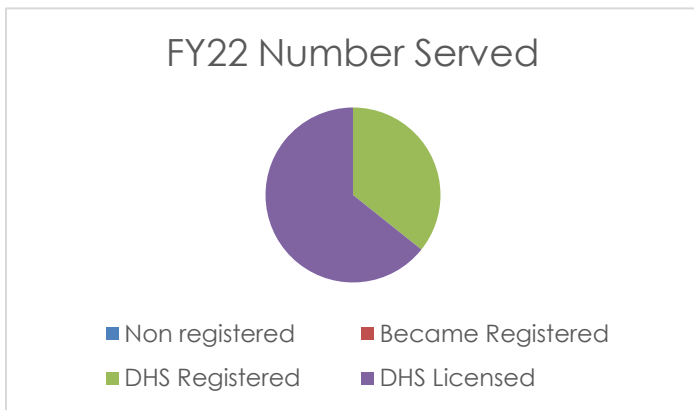
### Home Visits



# Quality Improvement- Child Care

**Service Provider:** West Central Community Action- CCR&R

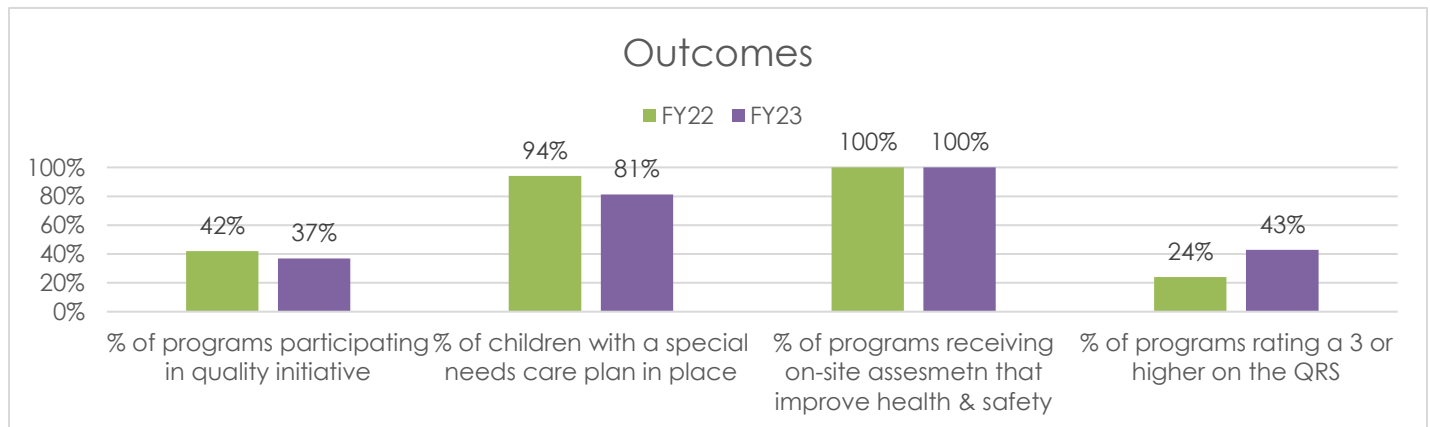
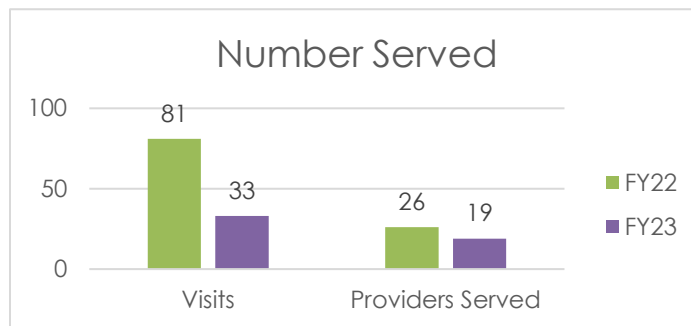
Performance Measures	FY22	FY23
EI Funds	\$19,000	\$19,650
Number of programs participating	14	11
Non-Registered	0	0
Non-Registered that became Registered	0	0
DHS Registered	5	6
DHS Licensed	9	5
Cost per program	\$1,357.14	\$1,786.36



# Child Care Nurse Consultant\*

**Service Provider:** HCCMS CCNC (Q1 & Q2)

Performance Measures	FY22	FY23
ECI Funds	\$35,898.24	\$14,565.82
# of visits by CCNC	81	33
# of programs participating with a CCNC (unduplicated)	33	19
# of health and safety trainings	3	2
# of children with special health care needs	17	16
# of technical assistance contacts	56	30
% of programs participating in a quality initiative	42%	36.8%
Cost per program served	\$1,087.83	\$766.62
% of children with special needs with a care plan in place	94%	81.3%
% of programs receiving onsite assessment that improve health and safety conditions	100%	100%
% of program rating a 3 or higher on the QRS	24%	42.9%

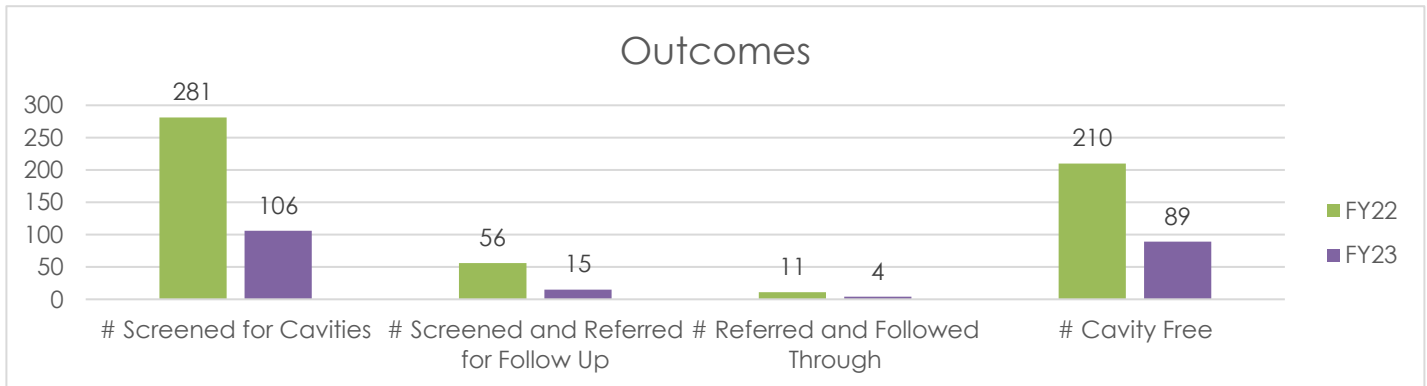
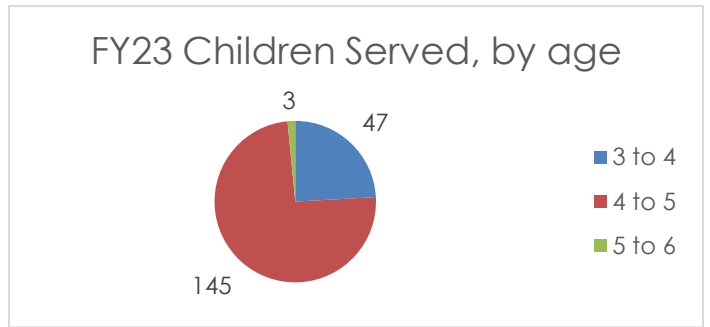
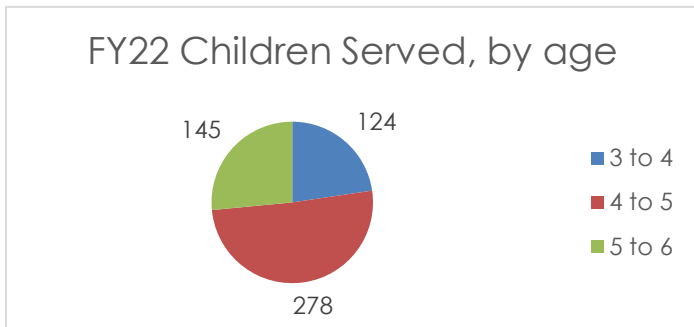


\*Due to changes at the state with drawing new Collaborative Service Areas, the HMS Early Childhood Iowa Board is not able to provide funds to the current contractor. These services are still being provided utilizing other funds.

# Preschool Oral Health\*

**Service Provider:** HCCMS CCNC (Q1 & Q2)

Performance Measures	FY22	FY23
ECI Funds	\$11,406	\$5,703
3-4	124	47
4-5	278	145
5-6	145	3
Total # of Children Served (duplicated)	547	195
ECI Cost per Child	\$40.59	\$29.25
Screen for Cavities	281	106
Screened and Referred for Follow Up	56	15
Referred for Follow Up and Followed Through	11	4
Cavity Free	210	89



\*Due to changes at the state with drawing new Collaborative Service Areas, the HMS Early Childhood Iowa Board is not able to provide funds to the current contractor. These services are still being provided utilizing other funds.

## Projects Not Included In Trend Data- Only Supported One Year

### Anita's Childcare

<b>Total Funds</b>	Provider achieved IQ4K Level 2
<b>\$1,959.13</b>	Culturally Diverse Clothing Set, Step & Balance Outdoor Drum, Color and Shape Discovery Boxes, Career Clothing Sets, Outdoor Chair, and Magnetic Gear Set

### Mary's Little Lambs

<b>Total Funds</b>	Provider achieved IQ4K Level 2
<b>\$5,425.93</b>	Sensory Table, Sensory Table Play Materials, Chopper Trike, Royal Kingdom Adventure, Mermaid Palace , Adventure Ship, Baby Dolls, Doll Crib , Doll bedding, Block Play People , Basket foods , Little Nursery x 2 , Water Table , Basketball hoop , Mini Basketballs x4 , Play tunnels , Sensory Hideaway , Pretend and Play Mud oven , Outdoor Ramps Exploration Set , Float and Find Alphabet Bubbles , Watch it Flow Water Table

### Building Blocks 4 Kids

<b>Total Funds</b>	Currently QRS 2
<b>\$6,200.00</b>	Special Turf for crawlers, 3-shade sails with installation hardware, cedar lumber and other materials for outdoor play pergola

### Kountry Kids

<b>Total Funds</b>	Will be applying when they are able
<b>\$4,266.86</b>	2 rolls 4' vinyl coated chain link fence, 2 walk-in-gates , 6 top and bottom rails (104'), 2 premium sail shades (12'x12'), 574 sq. ft. of artificial turf (\$3.49 sq. ft.), Surfacing for under turf (aggregate), 16 treated 2"x8"x12' edging for surface, and Labor for installation (15 hrs. @ \$20/hr.)

### Kids In The Village

<b>Total Funds</b>	Will be applying when they are able
<b>\$6,000.00</b>	Glider Rocker, Table and Chairs, Infant Changing Table, Connecting Bookshelves, Cots, Gate, and Connecting Panels.



## NAEYC memberships

<b>Total Funds</b>	1 Harrison Home, 2 Monona Home, 3 Shelby Home, 2 Shelby Centers
<b>\$1,200</b>	8 Premium memberships to NAEYC for providers in Harrison, Monona, and Shelby Counties

## Harrison County LFL Valentines Day Event

<b>Total Funds</b>	Program awareness, recruitment, and engagement
<b>\$608.00</b>	15 families registered, 11 families attended, estimated reach 51 people, 1 potential referral

## Shelby County LFL Community Baby Shower

<b>Total Funds</b>	Program awareness, engagement, and recruitment
<b>\$3,922.86</b>	47 families registered, 40 families attended, estimated reach 80 people, 6 referrals to LFL program

## Monona County LFL/ Prevent Child Abuse Community BINGO

<b>Total Funds</b>	General awareness, program awareness, and engagement
<b>\$875.00</b>	703 Families reached, 80 participated